


STATE OF ALABAMA

**DOMESTIC LIMITED LIABILITY COMPANY (LLC)
ARTICLES OF DISSOLUTION**

PURPOSE: In order to dissolve a Limited Liability Company (LLC) under Section 10A-1-9.11 and 10A-5- 7.06 of the Code of Alabama 1975 these Articles of Dissolution and the appropriate filing fees must be filed with the Office of the Judge of Probate in the county where the LLC's Certificate of Formation was recorded. The information required in this form is required by Title 10A.

INSTRUCTIONS: Mail one (1) signed original and two (2) copies of this completed form and the appropriate filing fees to the Office of the Judge of Probate in the county where the Limited Liability Company's Certificate of Formation was recorded. Contact the Judge of Probate's Office to determine the county filing fees. Make a separate check or money order payable to the **Secretary of State for the state filing fee of \$100.00** and the Judge of Probate's Office will transmit the fees along with a certified copy of the Articles of Dissolution to the Office of the Secretary of State within 10 days after the filing is recorded. Once the Secretary of State's Office has indexed the filing, the information will appear at www.sos.alabama.gov under the Government Records tab and the Business Entity Records link – you may search by entity name or number. You may pay the Secretary of State fees by credit card if the county you are filing in will accept that method of payment (see attached). Your dissolution will not be indexed if the credit card does not authorize and will be removed from the index if the check is dishonored.



(For County Probate Office Use Only)

This form must be typed or laser printed.

1. The name of the Limited Liability Company as recorded on the Certificate of Formation:

Alabama Property Managment, LLC

2. Alabama Entity ID Number (Format: 000-000): 023 - 029 **INSTRUCTION TO OBTAIN ID NUMBER TO COMPLETE FORM:** If you do not have this number immediately available, you may obtain it on our website at www.sos.alabama.gov under the Government Records tab. Click on Business Entity Records, click on Entity Name, enter the registered name of the entity in the appropriate box, and enter. The six (6) digit number containing a dash to the left of the name is the entity ID number. If you click on that number, you can check the details page to make certain that you have the correct entity – this verification step is strongly recommended.

(For SOS Office Use Only)

This form was prepared by: (type name and full address)

Stephen Fike
5855 Highway 51
Wilsonville, Al. 35186


DOMESTIC LIMITED LIABILITY COMPANY (LLC) ARTICLES OF DISSOLUTION

3. The date the Certificate of Formation was filed: 01 / 25 / 2012 (format MM/DD/YYYY)

4. Reason for filing the Articles of Dissolution: One party want to leave the LLC


5. The effective date of the Articles of Dissolution: 01 / 25 / 2012 (format MM/DD/YYYY)

01 / 25 / 2012
Date (MM/DD/YYYY)


Signature as required by 10A-5-2.04(4)

Stephen Fike, Jr
Typed Name of Above Signature

Manager
Typed Title/Capacity to Sign under 10A-5-2.04(4)


20120130000034160 2/2 \$156.00
Shelby Cnty Judge of Probate, AL
01/30/2012 12:45:31 PM FILED/CERT