

DA

STATE OF ALABAMA)

COUNTY OF Shelby)

WE 1700-00-00043-4-00

455358

KNOW ALL MEN BY THESE PRESENTS, that the undersigned,

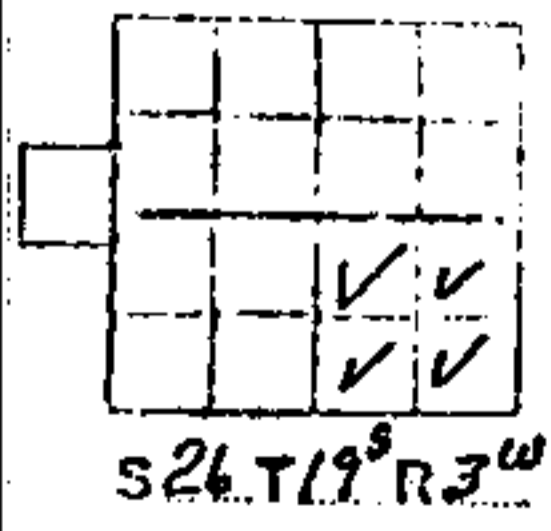
THE HARBERT-EQUITABLE JOINT VENTURE

in consideration of the sum of One and No/100 Dollars (\$1.00), to it
 in hand paid by Alabama Power Company, a corporation, the receipt whereof is
 acknowledged, does hereby grant to said Alabama Power Company, its
 successors and assigns, the right to construct, install, operate and maintain, and
 the right to permit other corporations and persons to construct, install, operate
 and maintain, along routes to be selected by the grantee, (generally shown cross-
 hatched on the attached drawing) its successors or assigns, all poles, wires, con-
 duits, cables, translosures and other appliances and facilities useful or necessary
 in connection therewith for the overhead and underground transmission and distribu-
 tion of electric power and for the overhead and underground communication service,
 upon, over, under and across the following described land, situated in _____

Shelby County, Alabama:

*ALL THAT PART OF THE SOUTHEAST QUARTER OF
 SECTION 26, TOWNSHIP 19 SOUTH, RANGE 3 WEST
 THAT IS NOT A PART OF THE RIVERCHASE COUNTRY
 CLUB SUBDIVISION, 1st ADDITION AS RECORDED IN
 MAP BOOK 7, PAGE 115 IN THE OFFICE OF THE
 JUDGE OF PROBATE, Shelby County, ALABAMA*

BOOK 355 PAGE 274



This instrument prepared in
 the Corporate Real Estate
 Dept. of Alabama Power Co.
 Birmingham, Ala.

By R. C. Roggin

GRANTEE'S ADDRESS
 ALABAMA POWER CO.
 P. O. BOX 10001
 BIRMINGHAM, ALA. 35291
 ATT: COUNTY CLERK
 ATT: D. E. Gibson

Together with all the rights and privileges necessary or convenient for the full enjoyment or use thereof, including the right of ingress and egress to and from said facilities and the right to excavate for installation, replacement, repair, and removal thereof; and also the right to cut and keep clear all trees, underbrush, shrubbery, roots and other growth, and to keep clear any and all obstructions or obstacles of whatever character on, under or above said facilities.

TO HAVE AND TO HOLD the same to the said Alabama Power Company, its successors and assigns, forever.

IN WITNESS WHEREOF, the said HARBERT-EQUITABLE JOINT VENTURE has caused this instrument to be executed in its name by E. M. DIXON as its EXECUTIVE VICE-PRESIDENT, and attested by

ROBERT YANKS its MANAGER, and

its corporate seal to be hereto affixed, on this the 24th day of February, 1974.
Under Joint Venture Agreement Dated January 20, 1974
BY: HARBERT INTERNATIONAL, INC.
AS MANAGING VENTURER

Attest:

BY E. M. Dixon
ITS: By Executive Vice President

BOOK 355 PAGE 275

Robert Yanks
(Mgr. H.E.V.)
STATE OF Alabama)
COUNTY OF Shelby)

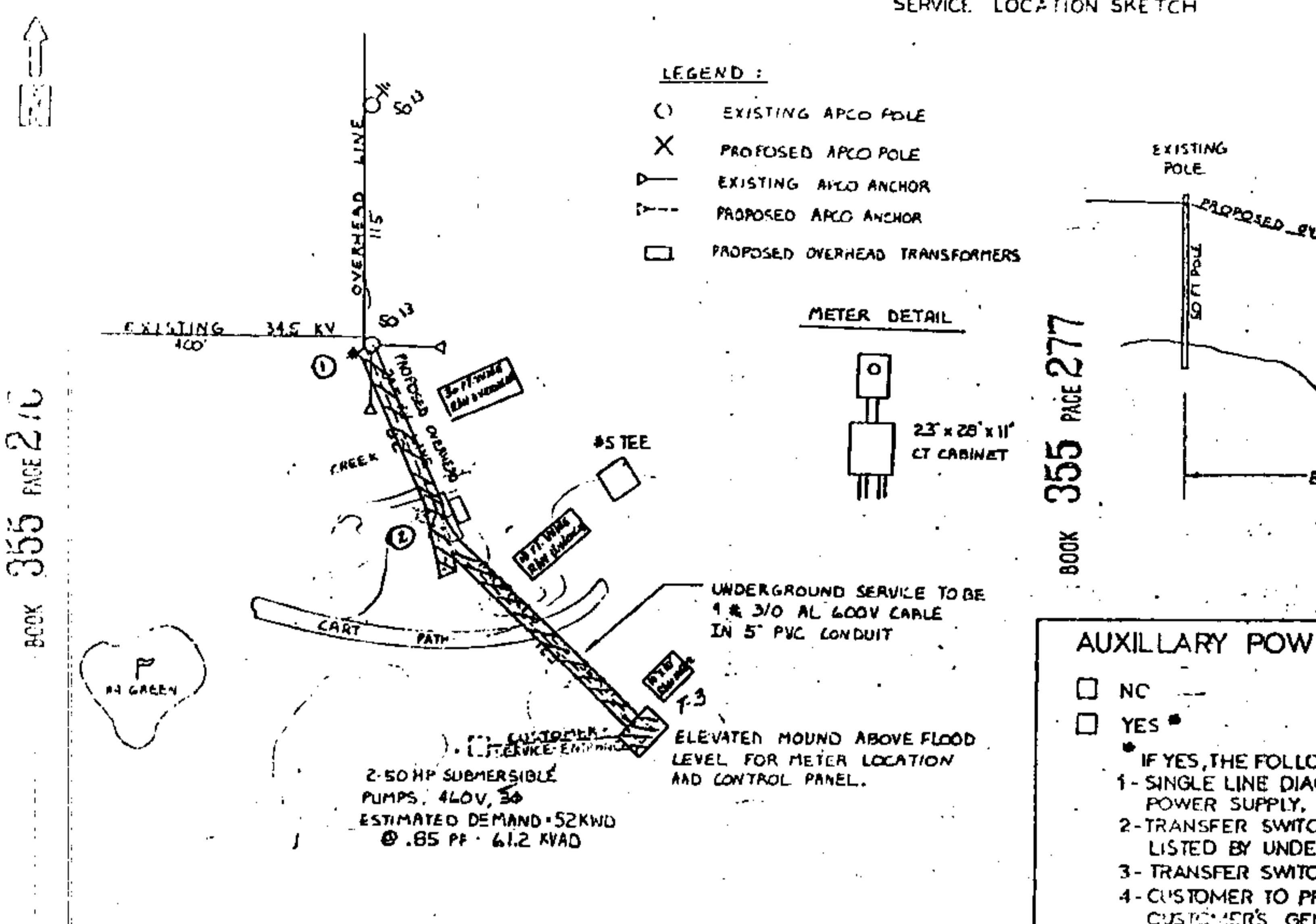
I, Cynthia Aldridge, a Notary Public, in and for said County in said State, hereby certify that E. M. Dixon

whose name as Executive Vice President of Harbert International Inc, a corporation, is signed to the foregoing instrument, and who is known to me, acknowledged before me on this day that, being informed of the contents of this instrument, he as such officer and with full authority executed the same voluntarily for and as the act of said corporation.

Given under my hand and official seal, this the 24th day of February, 1974

Cynthia Aldridge
Notary Public
MY COMMISSION EXPIRES FEBRUARY 3 1985

SERVICE LOCATION SKETCH



BOOK 355 PAGE 277

BOOK 355 PAGE 277

AUXILLARY POWER

NO

YES

IF YES, THE FOLLOWING:

- 1- SINGLE LINE DIAG
- 2- TRANSFER SWITCH LISTED BY UNDER
- 3- TRANSFER SWITCH
- 4- CUSTOMER TO PRO

CUSTOMER'S GEN

CUSTOMER SPECIFIC UCD RESPONSIBILITIES

POWER COMPANY SPECIFIC UCD RESPONSIBILITIES

INSTALL MATERIALS

SUPPLY MATERIALS

CONDUIT FOR UG SERVICE (CUST. PROVIDE PULL WIRE)	<input checked="" type="checkbox"/>
CONDUIT FOR UG PRIMARY (CUST. PROVIDE PULL WIRE)	<input type="checkbox"/>
2-3/4" X 10' GROUND RODS	<input type="checkbox"/>
METER TROUGHS & CT CABINET	<input checked="" type="checkbox"/>
PULL BOX PER APCO SPECS.	<input type="checkbox"/>

CONDUIT FOR UG SERVICE (EXCLUDES B.D.G. RISER)	<input checked="" type="checkbox"/>
CONDUIT FOR UNDERGROUND PRIMARY & BELL END	<input type="checkbox"/>
2-3/4" X 10' GROUND RODS	<input type="checkbox"/>
METER TROUGHS & CT CABINET	<input checked="" type="checkbox"/>
PULL BOX	<input type="checkbox"/>
5" TO 3" ADAPTER FOR CONDUIT	<input checked="" type="checkbox"/>

SIZE OF CUST MAIN	ESTIMATED CUST DEMAND KVA	PR L
200A	61.2	

SERVICE TO BE 277/480V

SUPPLY & INSTALL MATERIALS

SUPPLY & INSTALL MATERIALS

OPEN AND CLOSE TRENCHES PER APCO SPECIFICATIONS	<input checked="" type="checkbox"/>
CUSTOMER OWNED SERVICE CONDUIT & CONDUCTORS	<input type="checkbox"/>
CONCRETE PADS FOR 3 PHASE TRANSFORMERS	<input type="checkbox"/>
METER CONDUIT PER APCO SPECS WITH PULL WIRE	<input type="checkbox"/>
CONCRETE PADS FOR SECTIONALIZING DEVICES	<input type="checkbox"/>
CONCRETE PADS FOR TRANSCLASURE	<input type="checkbox"/>
PROTECTIVE BARRIERS FOR EQUIPMENT PER APCO SPECS	<input type="checkbox"/>
CONDUIT FOR BLDG RISER	<input type="checkbox"/>

CONCRETE PADS FOR 1Ø TRANSFORMERS	<input type="checkbox"/>
UNDERGROUND SERVICE CONDUCTORS	<input checked="" type="checkbox"/>
UNDERGROUND PRIMARY CONDUCTORS	<input type="checkbox"/>
LOW VOLTAGE CABLE CONNECTORS AT TRANSFORMER	<input type="checkbox"/>
METERS, CABLE AND STANDARD INST TRANSF CT'S	<input checked="" type="checkbox"/>
SERVICE RISERS	<input checked="" type="checkbox"/>
PRIMARY RISERS	<input type="checkbox"/>
PAD MOUNTED 1 PHASE TRANSFORMERS	<input type="checkbox"/>
PAD MOUNTED 3 PHASE TRANSFORMERS	<input type="checkbox"/>
PAD MOUNTED SECTIONALIZING	<input type="checkbox"/>
TRANSCLASURE AND TRANSFORMERS	<input type="checkbox"/>

POINT OF SERVICE CONT

CALL MR. HAWKINS

FOR TRENCH & PAD INSP

CUSTOMER TO PICK UP

THESE SPECIFICATIONS A

RE-SUBMIT TO DIST.

THIS SERVICE PROPO

APPROVED _____

OWNER OR C

APPROVED _____

DISTRICT 5

SECTION	26	MAP REFERENCE	71895-17	CABLE PULLING TENSION	772 LBS	CHANGED KW DEMAND TO KVA DEMAND	52 KW @ .85 PF = 61.2 KVAD	1-20-84
OWNSHIP	19	WE NO	170000-000-3400	SIDEWALL PRESSURE	54 LBS			DRAWN M. HAWKINS CHECKED _____
RANGE	3							APPROVED _____
								APPROVED R. A. Waters


SERVICE LOCATION SKETCH

PROFILE 1"=30'

EXISTING POLE

PROPOSED TRANSFORMER BANK POLE

NOTE: METER LOCATION MUST BE ACCESSIBLE TO METER READER.



NOTE: TOTAL SERVICE LENGTH FROM LOWSIDE OF TRANSFORMERS TO METER IS 155 FT.

AUXILIARY POWER SUPPLY

- NO
- YES

- IF YES, THE FOLLOWING INFORMATION MUST BE PROVIDED TO APCO.
- 1- SINGLE LINE DIAGRAM OF CUSTOMER'S WIRING INCLUDING TRANSFER SWITCH AND POWER SUPPLY.
 - 2- TRANSFER SWITCH MUST BE ELECTRICALLY AND MECHANICALLY INTERLOCKED AND LISTED BY UNDERWRITERS LAB.
 - 3- TRANSFER SWITCH CATALOG NO. AND MANUFACTURER.
 - 4- CUSTOMER TO PROVIDE A VISIBLE DISCONNECT BETWEEN UTILITY SYSTEM AND CUSTOMER'S GENERATING SYSTEM.

UCD COST TO CUST. = TOTAL FIXED COST + NORMAL DIST. COST + SPECIAL DIST. COST

SIZE OF CUST MAIN	ESTIMATED CUST DEMAND KVA	UG PRIOR SERV LENGTH (FT)	UG PRIMARY COND.	UG SERVICE COND.	SIZE PAD MOUNTED TRANS. (KVA)	TOTAL FIXED COST	NORMAL DIST. COST	SPECIAL DIST. COST	TOTAL CUST. COST
200A	61.2	123	-	4830AL	-	469.00	460.02	-	929.02

SERVICE TO BE 277/480 VOLTS 3 PHASE 4 WIRE

POINT OF SERVICE CONTINGENT ON OBTAINING NECESSARY RIGHTS OF WAY
CALL MR. HAWKINS OF ALABASTER DISTRICT PHONE 251-2061 EXT. 252

FOR TRENCH & PAD INSPECTION.
CUSTOMER TO PICK UP MATERIAL PROVIDED BY COMPANY AT PELHAM WAREHOUSE.
THESE SPECIFICATIONS AND COST ARE VALID FOR 90 DAYS AFTER APPROVAL BY COMPANY.
RE-SUBMIT TO DIST. SUPT. AFTER THIS TIME PERIOD.
THIS SERVICE PROPOSAL DOES NOT INCLUDE MOTOR START LIMITATIONS.

APPROVED _____ OWNER OR CONSULTANT - DATE _____
APPROVED _____ DISTRICT SUPT. - DATE _____

CUSTOMER RIVERCHASE COUNTRY CLUB
DETAIL PROVIDE 277/480V 3 PHASE UNDERGROUND
SERVICE TO SEWAGE PUMP # 12
SCALE 1" = 50' B/M
SHEET 1 OF 1 SHEETS
SUPERSEDES F-170000-00043400

1-26-84
DRAWN M. HAWKINS CHECKED _____ TRACED BC B-16-82
APPROVED _____ DATE 2-16-84
APPROVED R. McAlister DATE 2-20-84

BOOK 355 PAGE 277

23' x 28' x 11' CT CABINET

WIRE TO BE CABLE

OVER FLOOD ZONE

ANY CONSIDERATIONS

MATERIALS

INCLUDES B. D. P. SER.	<input checked="" type="checkbox"/>
PRIMARY B BELL END	<input checked="" type="checkbox"/>
ECT CABINET	<input checked="" type="checkbox"/>
TRANSFORMERS	<input checked="" type="checkbox"/>
DUCTORS	<input checked="" type="checkbox"/>
DUCTORS AT TRANSFORMER	<input checked="" type="checkbox"/>
INST TRANS & CTS	<input checked="" type="checkbox"/>
TRANSFORMERS	<input type="checkbox"/>
TRANSFORMERS	<input type="checkbox"/>
WIRING	<input type="checkbox"/>
TRANSFORMERS	<input type="checkbox"/>

3000 KW DEMAND
KVA DEMAND
2.2 KW @ .85 PF
61.2 KWAD